



STLS
Southern Tier Library System

BookMyne

Quick Start Guide

Table of Contents

[About BookMyne](#)

[Installing and Configuring](#)

[Searching](#)

[My Account](#)

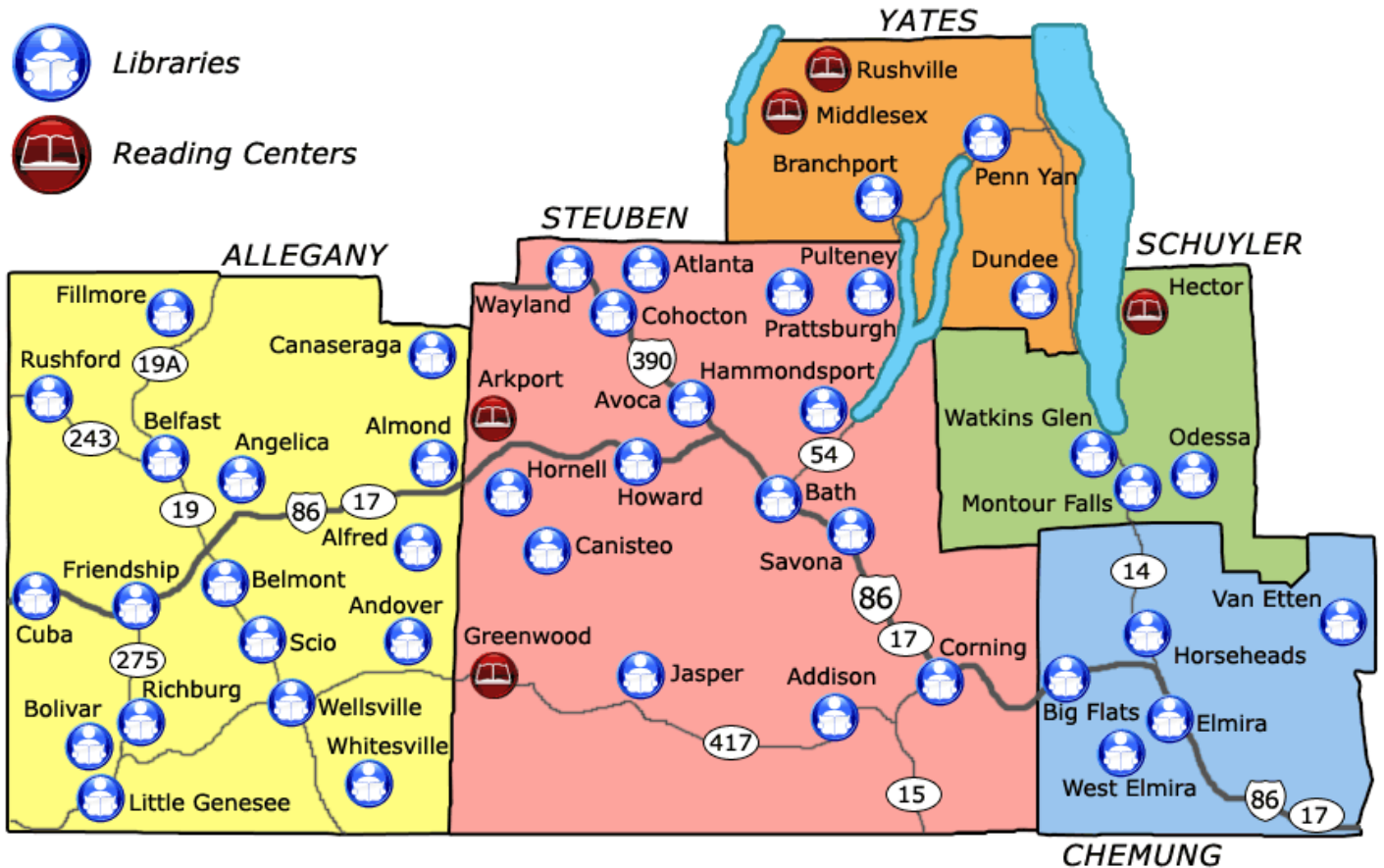
[Placing Holds](#)

[Additional Support](#)

About BookMyne

The Southern Tier Automated Regional Catalog (STARCat) is the combined online catalog of the Southern Tier Library System. The catalog contains over 1.3 million items including books, audio-books, videos and music. Using STARCat's mobile app (BookMyne*) you can:

- Search the contents of the catalog
- Place a hold on desired items (to be picked up at your local library)
- Renew items that are currently checked out
- Review your online account information



Map of Southern Tier Library System

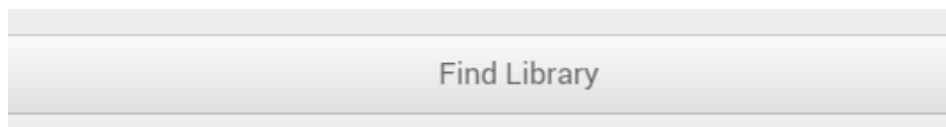
* The app is available on both Android and IOS platforms.

Installing and Configuring

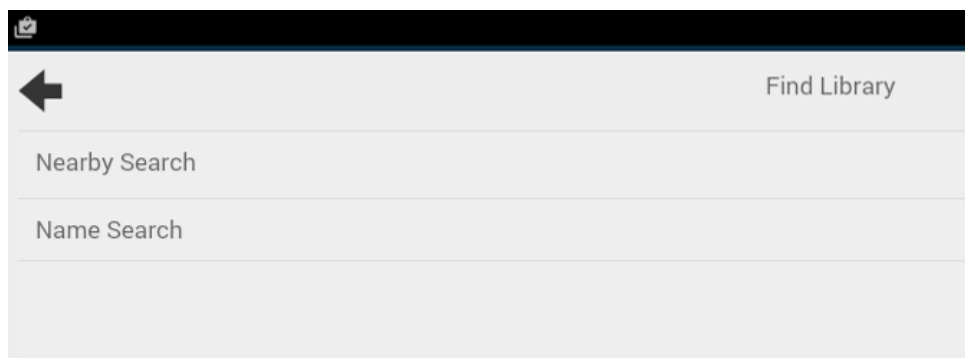
1. To install BookMyne, search for the app within your device's app store and tap the Install button.



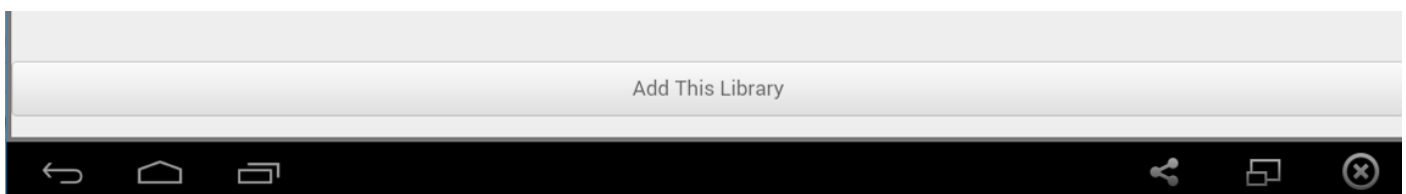
2. After installing the app, tap on Find Library toward the bottom of the screen.



3. Tap on either the Nearby Search (to choose from a list of nearby libraries) or Name Search (to perform a keyword search) to choose your library.

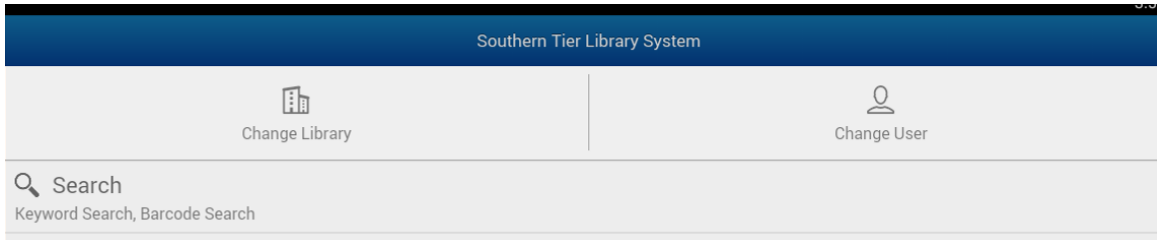


4. Tap on your library from the list and then tap on Add This Library.

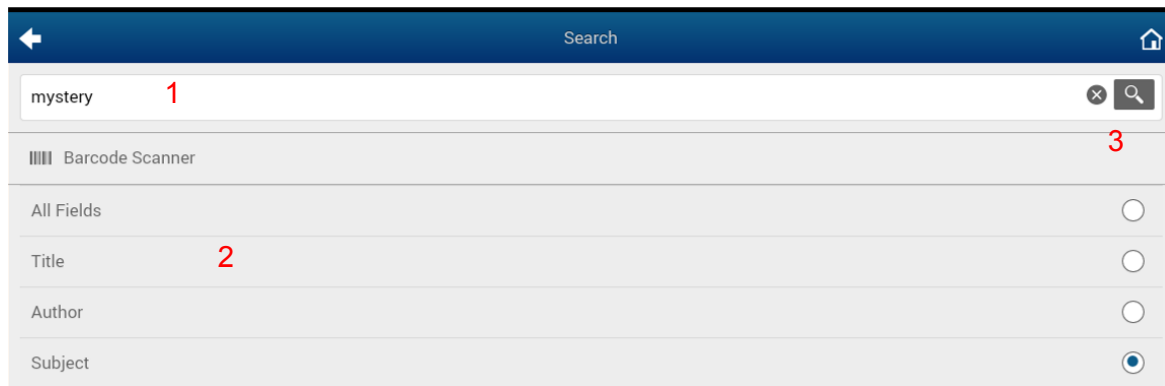


Searching

1. Tap on Search.

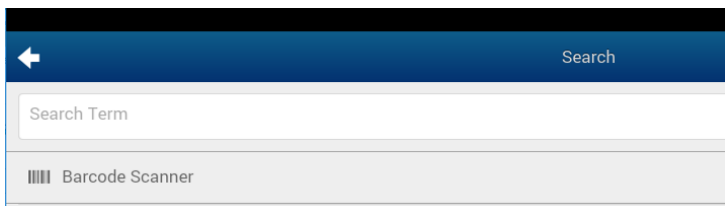


2. Type desired keyword(s) in the search box (1).
3. Tap one of the limiter fields (2) (Note: All Fields is the default).
4. Tap the search icon (3)



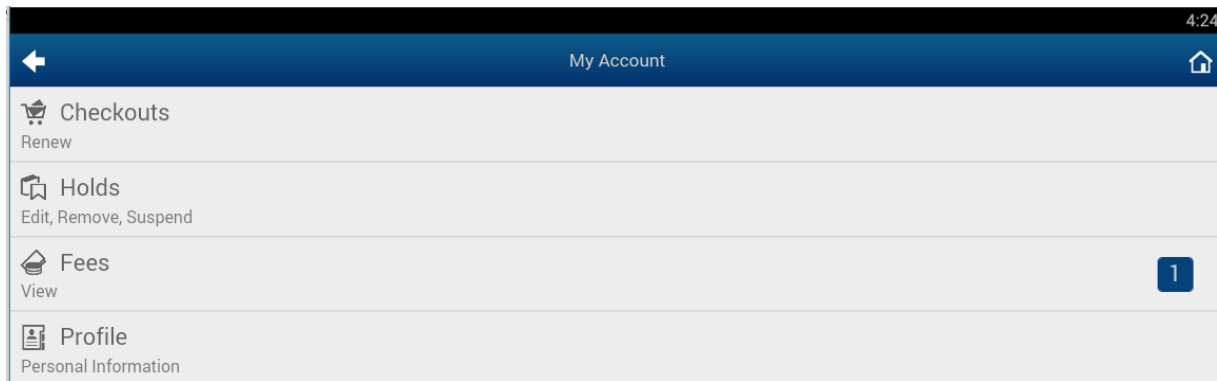

Search via Barcode Scanner

1. Tap on Barcode Scanner.
2. Scan the UPC code on the back of a book.



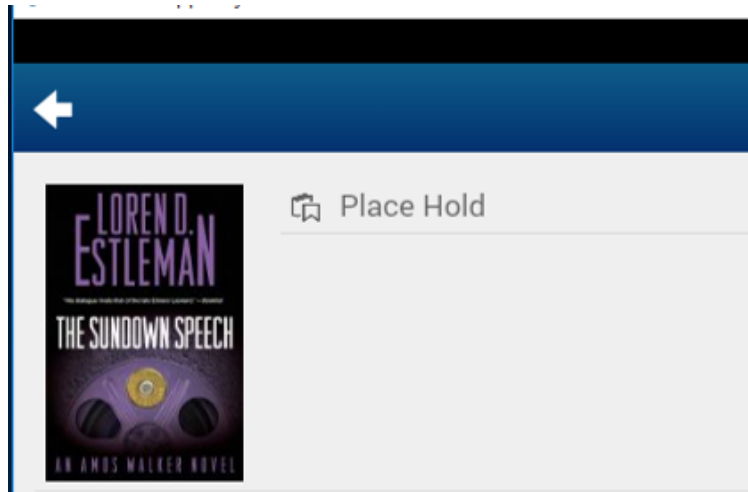
My Account

1. Tap on My Account (you will be prompted for your library card number and PIN). Once logged into your account you can view and renew checkouts, view/edit/remove/suspend holds, and view fines and profile info.



Placing Holds

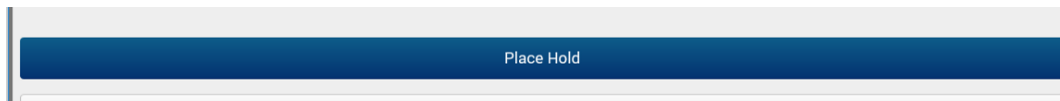
1. Tap on an item in your search result (Note: You can tap on the checkboxes for multiple items as well.)
2. Tap on Place Hold (if you have not already done so, you will be prompted to login to your ac-



3. When prompted to select pickup location (this corresponds to the library you chose when you first installed the app, tap Save.



3. Tap on Place Hold.



Additional Support

For questions/comments or to report an issue, send an email to starcat@stls.org.

For questions regarding pending holds, returned items and fines, please contact your library. A directory of STLS member libraries is available at <http://www.stls.org/for-the-public/member-libraries/>